

General hospital furniture for medical centers outfitting



This catalog provides wide range of modern furniture for hospitals outfitting.

Based on constant technical studies and uninterrupted communication with end users we have worked out an updated line of general hospital furniture that would meet the demands of different medical departments and private medical centers.

Modern design and wide variety of adjustments enable comfortable conditions for patients and make the space more aesthetically elaborated. Convenient sanitary treatment makes our products very practical for the use of healthcare personnel.

Regardless of a model's ingenuity we keep the quality of our products on the highest level by means of careful raw materials selection, fabrication process control and constant employee trainings and education. Reliable operation for many years is proved by strength and durability tests.

■	EXAMINATION TABLES With adjustable couch height With permanent couch height	PAGE	4
■	THERAPY TABLES Treatment Examination Physiotherapeutic	PAGE	8
■	MEDICAL PRIVACY SCREENS	PAGE	12
■	MASSAGE TABLES With adjustable couch height With permanent couch height	PAGE	14
■	FOR GYNECOLOGY Chairs with adjustable couch height Chairs with permanent couch height	PAGE	18
■	FOR PEDIATRY	PAGE	20
■	INSTRUMENT TABLES	PAGE	23
■	OTHER	PAGE	25
■	MEASURING TOOLS	PAGE	26
■	COUCHES, CHAIRS, STOOLS	PAGE	27

EXAMINATION TABLES WITH ADJUSTABLE COUCH HEIGHT

Couch height is adjusted by means of hydraulic pump.
Hydraulics is controlled by means of foot levers (located from both sides of table).

This item can be complete with the following options:

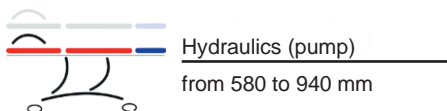
- Paper roll holder (500 mm)
 - Side rails *
 - Knee rests *
 - Bedpan
 - Armrest *
 - Infusion support
 - Stretch section
- * - mounting rail attachment.



CMC-3.2

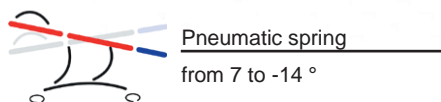
Table couch: 2 (3) sections.
Maximum couch load: 220 kg.
Wheel assembly: 125 mm fitted with central brake.
Back and stretch sections are fitted with bumper beams.
Electric drive option is also available.

РЕГУЛИРОВКИ



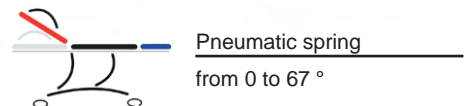
Hydraulics (pump)
from 580 to 940 mm

Couch size: 630x1530 mm
Table size: 630 x 1530 mm



Pneumatic spring
from 7 to -14 °

Couch size, with stretch section: 630 x 1870 mm
Table size, with stretch section: 630 x 1870 mm



Pneumatic spring
from 0 to 67 °



This item can be complete with the following options:

- Paper roll holder (500 mm)
- Side rails
- Armrest *
- Infusion support

* - mounting rail attachment.



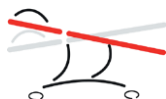
CMC-2.2

Table couch: 2 sections.
 Maximum couch load: 220 kg.
 Wheel assembly: 125 mm fitted with central brake.
 Protective bars are located at table edges.
 Electric drive option is also available.

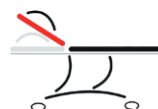
ADJUSTING



Hydraulic
 from 590 to 960 °



Pneumatic spring
 from 7 to -14 °



Pneumatic spring
 from -20 to 54 °

Couch size: 705 x 2025 mm
 Table size: 745 x 2065 mm

EXAMINATION TABLES WITH PERMANENT COUCH HEIGHT

Couch height is permanent. Sections slope angle is adjusted mechanically by means of gas springs.

This item can be complete with the following options:

- Paper roll holder (500 mm)
- Side rails *
- Knee rests *
- Bedpan
- Armrest *
- Infusion support
- Stretch section
- Foot rest

* - mounting rail attachment.



CMC-3.1

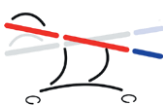
Table couch: 2 (3) sections.

Maximum couch load: 220 kg.

Wheel assembly: 125 mm fitted with central brake. Back and stretch sections are fitted with protective bars.

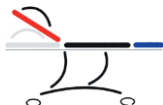
Couch height: 745 mm from floor level.

ADJUSTING



Pneumatic spring
from 7 to -14 °

Couch size: 630 x 1530 mm
Table size: 670 x 1550 mm



Pneumatic spring
from 0 to 67 °

Couch size, with stretch section: 630 x 1870 mm
Table size, with stretch section: 670 x 1915 mm



This item can be complete with the following options:

- Paper roll holder (500 mm)
- Side rails
- Armrest *
- Infusion support
- Foot rest

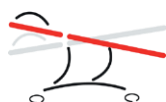
* - mounting rail attachment



CMC-2.1

Table couch: 2 sections.
Maximum couch load: 220 kg.
Wheel assembly: 125 mm fitted with central brake.
Protective bars are located at table edges.
Couch height: 660 mm from floor level.

ADJUSTING



Pneumatic spring
from 7 to -14 °



Pneumatic spring
from -20 to 54 °

Couch size: 705 x 2025 mm

Table size: 745 x 2065 mm

MEDICAL TREATMENT TABLES

Transformation actuator - electrics

Back/ foot section and armrests are synchronized by means of lever system. Slope angle adjustment: smooth type by means of electric actuator connected to a control unit.

This item can be complete with the following options:

- Paper roll holder (500 mm)
- Adjustable armrest *
- Infusion support (drip) *

* - to be installed on a mounting rail.



КМП (Э)

Table couch: 4 sections.
Maximum couch load: 150 kg.

This couch can be folded out horizontally.
Armrests are included into the basic configuration.

ADJUSTING



Back section
from 5 to 67°

Foot section
from 0 to -77°

Couch height
from 605 to 1470 mm

Table length
from 920 to 1620 mm

Couch width: 550 mm
Table width: 810 mm

MEDICAL TREATMENT TABLES

Transformation actuator - mechanics

Back/ foot section and armrests are synchronized by means of lever system. Slope angle is adjusted mechanically (11 positions).

This item can be complete with the following options:

- Paper roll holder (500 mm)
- Adjustable armrest *
- Infusion support (drip) *

* - to be installed on a mounting rail.



КМП (М)

Table couch: 4 sections.
Maximum couch load: 150 kg.

This couch can be folded out horizontally.
Armrests are included into the basic configuration.

ADJUSTING



Back section
from 5 to 67°

Foot section
from 0 to -77°

Table height
from 605 to 1470 mm


Table length
from 920 to 1620 mm

Couch width: 550 mm
Table width: 810 mm

Couch height is permanent. Slope angle adjustment of head section is performed mechanically by means of rastomat mechanisms.

This item can be complete with the following options:

- Paper roll holder (500 mm)



Examination table KMC

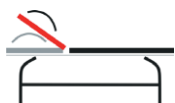
Table couch: 2 sections.

Maximum couch load: 220 kg.

Couch supports are fitted with plugs.

Couch height: 520 mm from floor level.

ADJUSTING



Mechanic (rastomat)

from 0 to 30 °

Frame: steel, polymeric powder coating.


Couch: chipboard, foam plastic, leather cloth.

This item is supplied loose.

Couch size: 660 x 1960 mm

Table KMΦ

width, mm	1960
depth, mm	660
height, mm	540



Frame: solid conifers.

Couch: Chipboard, foam plastic, leather cloth.
Adjustable head rest.

This item is supplied loose.

Table KMΦBEECH

width, mm	2000
depth, mm	650
height, mm	610



Frame: solid beech.

Couch: chipboard, foam plastic, leather cloth.
Adjustable head rest.

This item is supplied loose.

Specific features:

- Convenient usage: foldable structure will save your work space.
- Movability: this item rests on self-castering d 50 wheel supports.
- Reliability: screen base is made of chemically stable HPL plastic, 14 mm.
- Safety: wheel supports are fitted with separate brakes.
- Comfort: the structure is fitted with clothes rail.

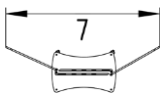


Medical privacy screen ШМПС v1

Three-sectional (foldable frame)

Screen height: 1775 mm from floor level.

Maximum clothes weight: not more than 10 kg.



Screen width:
750 x 2075 mm

Frame: steel, powder coating.
This item is supplied loose.
Base: HPL plastic.

Dimensions

800 x 500 x 1775 mm



Screen ШМПС v2



Screen МП

width, mm	800/1000/1200
depth, mm	440
height, mm	1700



Frame: aluminium profile.
Leaf material: plexiglass.
This item is supplied loose.

MASSAGE TABLES WITH ADJUSTABLE COUCH HEIGHT

Couch height is adjusted by means of hydraulic pump (модель CM-4) Couch height is adjusted by means of electric actuator (model: CM-4э)

This item can be complete with the following options:

- Foot rest
- Paper roll holder (500 mm)
- Ankle support roller

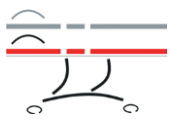


CM-4

Table couch: 3 sections.
Maximum couch load: 220 kg.

Head section is fitted with double articulation.
Wheel assembly: 75 mm fitted with central brake.
Table is fitted with adjustable rests (4 pcs)

ADJUSTING



Hydraulics / Electrics
from 600 to 835



Mechanic (rastomat)
from - 40 to 10 °



Hydraulics / Electrics
h from 0 to 240 mm



Mechanic (rastomat)
from 0 to 55 °

Couch size: 630 x 2020 mm
Table size: 670 x 2065 mm



Couch height is adjusted by means of hydraulic pump (model: CM-1)

Couch height is adjusted by means of electric actuator (model: CM-1 э)

This item can be complete with the following options:

- Foot rest
- Paper roll holder (500 mm)
- Ankle support roller



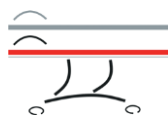
CM-1 э

Table couch: 1 section.

Maximum couch load: 220 kg.

Wheel assembly: 75 mm fitted with central brake.

ADJUSTING



Hydraulics / Electrics
from 600 to 835 mm

Couch size: 630 x 2020 mm

Table size: 670 x 2065 mm

MASSAGE TABLES WITH PERMANENT COUCH HEIGHT

Couch height is permanent. Sections slope angle is adjusted mechanically by means of rastomat mechanism.

This item can be complete with the following options:

- Paper roll holder (500 mm)
- Foot rest
- Tray for small accessories.



Large massage table

Table couch: 2 sections.
Maximum couch load: 220 kg.
Table supports are fitted with adjustable rests.
Couch height: 830 mm from floor level.

ADJUSTMENT



Mechanic (rastomat)
from 0 to 30 °

Couch size: 630 x 2020 mm

Table size: 670 x 2065 mm



Arm massage table

width, mm	660
depth, mm	460
height, mm	850



Foot rest

width, mm	600
depth, mm	360
height, mm	280



HYNECOLOGICAL EXAMINATION CHAIR WITH ADJUSTABLE COUCH HEIGHT

Height is adjusted by means of electric actuator.
Back section slope angle is adjusted by means of gas spring.

Basic configuration contains the following options:

- Armrests
- Adjustable knee rest
- Sliding bedpan



KGM-01

Maximum couch load: 180 kg.
Frame: steel, powder coating.

Couch material: chipboard, foam plastic, vinylis leather.
This item is supplied pre-assembled.

ADJUSTING



Electric actuator
from 600 to 1000 mm



Electric actuator
from -10 to 70 °



Electric actuator
from 0 to 14 °

Dimensions
800 x 1600 mm

HYNECOLOGICAL EXAMINATION CHAIR WITH PERMANENT COUCH HEIGHT

Back section slope angle is adjusted by means of gas spring.

Basic configuration contains the following options:

- Armrests
- Adjustable knee rest
- Sliding bedpan



КГМ-4

Permanent couch height: 900 mm.

Maximum couch load: 180 kg.

Frame: steel, powder coating.

Couch material: chipboard, foam plastic, vinylis-leather.

This item is supplied pre-assembled.

ADJUSTING



Pneumatic spring
from 0 to 60 °



Pneumatic spring
from -10 to 20 °

Dimensions

620 x 1370 mm

Changing table СП/МК

width, mm	820
depth, mm	670
height, mm	940



Table board: molded ABS plastic.
Frame: steel, polymeric powder coating.
Mattress: foam plastic, hospital sheeting.
 This item is supplied loose.

Baby washing sink В/МК

width, mm	820
depth, mm	670
height, mm	940



Table board: molded ABS plastic.
Frame: steel, polymeric powder coating.
 Sink is fitted with mixing tap and drainage system.
 This item is supplied loose.



Newborn child bed with adjustable cuvette

This item can be complete with the following options:

- Neonatal mattress (340 x 640 x 40 mm)
- Protective screen (plexiglass)



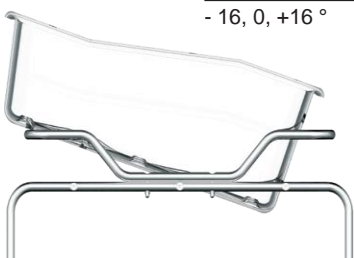
Newborn child bed КНФ-01

Fitted with wheel supports 75 mm (with brake).
Cuvette slope angle is adjustable (3 positions).
Maximum operating load - not more than 20 kg.

ADJUSTING

3 cuvette positions:

- 16, 0, +16 °



Frame: steel, powder coating.

This item is supplied loose.

Cuvette: plexiglass.

КНФ dimensions:

860 x 475 x 950 mm



Newborn child bed with adjustable cuvette

This item can be complete with the following options:

- Neonatal mattress (660 x 350 x)



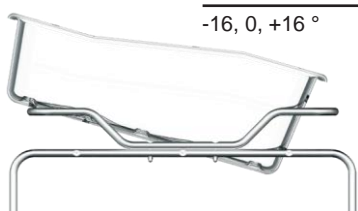
Newborn child bed КНФ-01/1

Fitted with wheel supports 75 mm (with brake).
Cuvette slope angle is adjustable (3 positions).
Maximum operating load - not more than 20 kg.

ADJUSTING

3 cuvette positions:

-16, 0, +16 °



Frame: stainless steel.

Кювета: plexiglass.

КНФ dimensions:

848 x 473 x 190-274 mm

Instrument table СИП-2/С-Н

width, mm	450
depth, mm	670
height, mm	870



Frame: steel, polymeric powder coating.
Shelves: glass in stainless steel frame.
Self-castoring wheels Ø50 mm.
This item is supplied loose.

Instrument table СИП-3/Н

width, mm	450
depth, mm	670
height, mm	870



Frame: steel, polymeric powder coating.
Shelves: stainless steel.
Self-castoring wheels Ø50 mm.
This item is supplied loose.



Instrument table СИП-2/Н-Я

width, mm	450
depth, mm	670
height, mm	870



Frame: steel, polymeric powder coating.
Shelf: stainless steel.
Drawer: stainless steel.
Self-castoring wheels Ø50mm.

Instrument table СИП-3/Н-Я

width, mm	450
depth, mm	470
height, mm	870



Frame: steel, polymeric powder coating.
Shelves: stainless steel.
Drawer: stainless steel.
Self-castoring wheels Ø50mm.

Drip stand ШДВ-1

Base diameter	600
height, mm	1850



Drip stand ШВ

Base diameter	725
height, mm	1350-2200



Blood sampling table


width, mm	660
depth, mm	460
height, mm	850



Frame: steel, polymeric powder coating.
Table board: chemically stable HPL plastic.
 This item is supplied loose.

Height meter PM

width, mm	360
depth, mm	470
height, mm	2230



Child height meter РДМ-01

width, mm	945
depth, mm	340
height, mm	90



Scale BMЭH

width, mm	300
depth, mm	410
height, mm	920



Newborn baby scale

width, mm	630
depth, mm	380
height, mm	200



Side chair

width, mm	390
depth, mm	390
height, mm	430-550



Adjustable height stool

width, mm	370
depth, mm	370
height, mm	430-640



Medium backed chair

width, mm	620
depth, mm	620
height, mm	425-560



Chair СМПП

width, mm	500
depth, mm	500
height, mm	530-695





Stool T-02-02

width, mm	600
depth, mm	600
height, mm	640-790



Lab chair

width, mm	650
depth, mm	650
height, mm	1270



Chair C2.00.42-01

width, mm	440
depth, mm	460
height, mm	785



Armchair

width, mm	650
depth, mm	650
height, mm	1270



Backed bankquette BC-1

width, mm	750
depth, mm	660
height, mm	850



Backed bankquette BC-2

width, mm	1350
depth, mm	660
height, mm	850





Backed bankquette БС-3

width, mm	1900
depth, mm	660
height, mm	850



Bankquette C

width, mm	1900
depth, mm	660
height, mm	850



Chair assembly C-2

width, mm	1135
depth, mm	520
height, mm	760



Chair assembly C-3

width, mm	1685
depth, mm	520
height, mm	760





Medical couch МД-1

width, mm	1910
depth, mm	700
height, mm	770



Medical couch МД-2

width, mm	1750
depth, mm	850
height, mm	700






“Aybolit” trading company

68 Kuznetchikhinskaya Street,
Nizhny Novgorod, Russia

Zip code: 603146

Tel.: +7 (831) 417-89-98

www.aybolit2000.ru



Instagram *tdaybolit*